











SteriClick™ Pro Bluetooth Mini Keyboard

Medical grade IP68 waterproof keyboard with Antimicrobial protection



	Cleans with all common non-alcoholic and non-corrosive medical cleaning solutions certified for medical usage
	Bluetooth 3.0 technology with 10 meters (30 feet) working range
	IP68 water and dust protection
	USB rechargeable with built-in 3.7V, 180 mAh Lithium Battery Charging time: 3 hours (Computer USB) Standby time: 1500 hours
	Unique antibacterial coating on keyboard and cable preventing micro organisms
	Very comfortable and light typing Low profile keys easy for an easier to clean flat surface
	Compatible with USB Bluetooth receiver (for devices without built-in Bluetooth capability)
	ON/OFF switch to prevent unintended keystrokes during cleaning
	Compatible with Microsoft Windows 10/8/7/Vista/XP/2000/ME/98, Mac OSX 10.5+
	Plug and play. Easy to install, no drivers needed
Certification:	CE, FCC, ROHS
Layout:	US English 78 Keys
Warranty:	SteriClick provides a Limited One (1) Year Warranty ("Warranty Period") to the initial purchaser of this product.

SteriClick™ Pro Bluetooth Mini Keyboard user guide


Medical grade IP68 waterproof keyboard with Antimicrobial protection

1. Charge Keyboard: plug in mini USB cable (provided)

Red charging indicator will light up



when fully charged battery indicator will light up



2. Turn Keyboard ON/OFF: use switch



3. Bluetooth Connection

Follow these instructions to set up your bluetooth keyboard

➤ Enable/Turn on Bluetooth on the connecting device.

➤ Turn on Keyboard.

➤ Press Bluetooth Sync button on keyboard



➤ Bluetooth Sync light will flash blue on keyboard



➤ Connect/Pair keyboard on the connecting device

For Windows PC

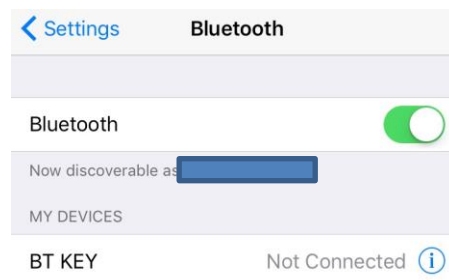
Manage Bluetooth devices

Bluetooth
 On

Your PC is searching for and can be discovered by Bluetooth devices.



For iOS



4. Only clean keyboard surface with **non-alcoholic** and **non-corrosive** cleaning solutions.

5. **DO NOT** use **Bleach** or **Harsh Chemicals** for cleaning keyboard surface.